

HOUSTON WAREHOUSE STOCK











8/7/2018



Adams Warehouse & Delivery
3701 Yale Street • Houston, TX 77018

CONTACT LESCO AT 713-923-7781 FOR MORE INFORMATION


Phone: (832) 410-4268







Product Family	Catalog Number	Descriptions	Replaces Up To (LED ONLY)	Lamps/ Lumens	Input Watts	CCT (LED ONLY)	
COMMERCIAL INDOOR							
 PT Lay In	PT2U MV	2-Lamp, 2x2 Recessed, Static w/ Electronic, Instant Start Ballast	-	32W U-Lamp	32	-	
	PT3 MV	3-Lamp, 2x4 Recessed, Static w/ Electronic, instant start ballast	-	32W Lamp	32	-	
 GT Lay In	GT2U MV	2-Lamp, 2x2 Troffer w/ Electronic, Instant Start Ballast	-	32W U-Lamp	32	-	
	GT3 MV	3-Lamp, 2x4 Troffer w/ Electronic, Instant Start Ballast	-	32W Lamp	32	-	
 EPANL LED Flat Panel	EPANL 22 34L 35K	2x2 Flat Panel LED	2-Lamp 17W T8	3,400	31.3	3500K	
	EPANL 22 34L 40K			3,400	30.8	4000K	
	EPANL 24 40L 40K	2x4 Flat Panel LED	3-Lamp 32W T8	4,000	38.9	4000K	
	EPANL 24 40L 35K			4,000	38.8	3500K	
 EPANL SURFACE MOUNT KIT	2X2SMK	2x2 Flat Panel LED Surface Mount Kit	2-Lamp 17W T8	-	-	-	
	2X4SMK	2x4 Flat Panel LED Surface Mount Kit	3-Lamp 32W T8	-	-	-	
 GT LED Lay In	2GTL2 3700LM LP840	2'x2' LED Lay-In Troffer	2 U-Bent 32W T8	3,350	32.3	4000K	
	2GTL4 4400LM LP840	2'x4' LED Lay-In Troffer	2-Lamp 32W T8	4,430	34.5	4000K	
 BLT LED Center Basket	2BLT2 33L ADP LP835	2'x2' Center Basket LED Lensed Troffer	2-Lamp 17W T8	3,240	30	3500K	
	2BLT2 33L ADP LP840			3,310	30	4000K	
	2BLT4 46L ADP LP835	2'x4' Center Basket LED Lensed Troffer	3-Lamp 32W T8	4,520	38.3	3500K	
	2BLT4 46L ADP LP840			4,620	38.3	4000K	
 AV CF Center Basket	2AV G 2 CF40 MDR MVOLT GEB10RS	2-Lamp , 2x2, T5, Compact Fluorescent Center Basket	-	40W TT5	40	-	
 AV T8 Center Basket	2AV G 3 32 MDR MVOLT 1/3 GEB10IS	3-Lamp , 2x4, T8 Center Basket	-	32W Lamp	32	-	
	2AV G 3 32 MDR MVOLT GEB10IS	3-Lamp , 2x4, T8 Center Basket	-	32W Lamp	32	-	
 AVL LED Center Basket	2AVL2 30L MDR EZ1 LP840	2'x2' Center Basket LED Lensed Troffer	2-Lamp 17W T8	2,734	36	4000K	
	2AVL2 40L MDR EZ1 LP840			3,848	57	4000K	
 AVL LED Center Basket	2AVL4 40L MDR EZ1 LP840	2x4 Center Basket LED Lensed Troffer	3-Lamp 32W T8	4,161	48	4000K	
 SB T8 Wraps	SB232 MV	4' T8 Wraparound	-	32W Lamp	32	-	
 SB LED Wraps	SBL4 LP840	4' LED Wraparound	2-Lamp 32W T8	3,994	32	4000K	
	SBL4 LP835			3,993	32	3500K	



Product Family	Catalog Number	Descriptions	Replaces Up To	Lamps / Lumens	Input Watts	CCT (LED ONLY)	
INDUSTRIAL HIGH & LOW BAYS							
	C232 MV	2-Lamp, 4' T8 General-Purpose Strip	-	32W Lamp	32	-	
	TC232 MV	4-Lamp, 8' T8 General-Purpose Strip	-	32W Lamp	32	-	
	Z 2 54T5HO MVOLT GEB10PS	2-Lamp, 4' T5 Low-Profile Strip	-	54W Lamp	54	-	
	L232 MV	2-Lamp, 4' T8 Industrial Strip	-	32W Lamp	32	-	
	MNSL L48 2LL MVOLT GZN 40K 80CRI M6	4' Mini LED Strip Light	2-Lamp 32W T8	4,500	50	4000K	
	MNSL L96 2LL MVOLTGZN 40K 80CRI	8' Mini LED Strip Light	4-Lamp 32W T8	8,200	90	4000K	
	CDS L48 MVOLT DM 40K 80CRI WH	4' LED Strip Light	4-Lamp 32W T8	4,210	38	4000K	
	CDS L96 MVOLT DM 40K 80CRI WH	8' LED Strip Light	4-Lamp 32W T8	9,010	77	4000K	
	SHLP 48IN 40K 80CRI DNA M12	48" Shop Light	2-Lamp 32W T8	3,200	36	4000K	
	XVML L48 3500LM MVOLT 40K 80CRI	4' Vapor Tight	2 - 32T8 lamps	3558	33	4000K	
	XVML L48 5000LM MVOLT 40K 80CRI		3-32T8 Lamps, 54T5HO lamps	5365	49	4000K	
	JEBL 18L 40K 80CRI WH	LED Round High Bay	6-lamp T5HO, 8-lamp T8, 400W HID	19680	136	4000K	
	JEBL 18L 50K 80CRI WH			19680	136	5000K	
	JEBL 24L 40K 80CRI WH		8-lamp T5HO, 400W HID	26558	181.6	4000K	
	JEBL 24L 50K 80CRI WH			26558	181.6	5000K	
	IBZT5 6L	6-Lamp, T5 Fluorescent High Bay, Electronic Program Start Ballast	-	54W Lamp	54	-	
	IBE 12LM MVOLT 40K	2'x2' LED HIGH BAY	4-lamp T5HO, 6-lamp T8	11306	85.2	4000K	
	IBE 15LM MVOLT 40K		4-lamp T5HO, 6-lamp T8	13966	103.9	4000K	
	IBE 18LM MVOLT 40K		400W MH, 4-lamp T5HO, 6-lamp T8	17762	136.1	4000K	
	IBE 22LM MVOLT 40K		6-lamp T5HO, 8-lamp T8	21067	164.7	4000K	




Product Family	Catalog Number	Descriptions	Color	Lumens	Input Watts	CCT (LED ONLY)	
LDN DOWNLIGHTING LED							
 <p>6" Round Housing</p>	LDN6 35/10 MVOLT GZ10 HSG	6" Round LED New Construction Downlight		1000	12.8	3500K	
	LDN6 35/15 MVOLT GZ10 HSG			1500	20.5	3500K	
	LDN6 35/20 MVOLT GZ10 HSG			2000	22.6	3500K	
	LDN6 40/10 MVOLT GZ10 HSG			1000	12.8	4000K	
	LDN6 40/15 MVOLT GZ10 HSG			1500	20.5	4000K	
	LDN6 40/20 MVOLT GZ10 HSG			2000	22.6	4000K	
 <p>6" Round Housing Trim</p>	LO6AR LSS TRIM	LDN6 Round, Open Trim	Clear - Simi Spec		Simi Spec		


Product Family	Catalog Number	Descriptions		Lamp Source	IC Rated	Air Tight	
INCANDESCENT HOUSINGS							
 <p>6" IC Rated NC</p>	IC23 W	6" Universal Airloc IC Housing w/ Wago	New Construction	Incandescent	Yes	Yes	
 <p>6" IC Rated NC</p>	IC22 W	6" Universal Airloc IC Housing w/ Wago	New Construction	Incandescent	Yes	Yes	
 <p>6" IC Rated Remodel</p>	V6ICR W	6" Round IC Housing w/ Wago	Remodel	Incandescent	Yes	Yes	
 <p>6" IC Rated Remodel</p>	IC22 R	6" Universal IC Housing	Remodel	Incandescent	Yes	Yes	
 <p>6" IC Rated Shallow - NC</p>	IC21	6" Shallow Universal IC Housing	New Construction	Incandescent	Yes	Yes	
 <p>5" IC Rated NC</p>	IC20 W G	5" Universal Airloc IC Housing w/ Wago & ALG5 Gasket	New Construction	Incandescent	Yes	Yes	
 <p>4" IC Rated NC</p>	V4IC W	4" IC Housing w/ Wago	New Construction	Incandescent	Yes	Yes	
 <p>4" IC Rated NC</p>	V4TC W	4" IC Housing w/ Wago	New Construction	Incandescent	No	Yes	
 <p>4" IC Rated Remodel</p>	V4TCR W	4" IC Housing w/ Wago	Remodel	Incandescent	No	Yes	










Product Family	Catalog Number	Descriptions	Compatible Housing	Baffle Color	Trim Ring Color	Price
DOWNLIGHT TRIMS						
 6" Conical Baffle	V3024 WWH	6" Round Baffle Trim	V61C W, V61CR W V6TC W, V6TCR W IC22, IC22R	White	White	
 6" Conical Baffle	V3024 BWH			White	Black	
 6" Round Baffle	V3034 WWH	6" White Baffle Trim w/ Torsion Springs	V61CW, V61CRW V6TCW, V6TCRW IC22, IC22R, IC23	White	White	
 6" Round Baffle	V3034 BWH			White	Black	
 6" Shower	V3040N PW	6" Round Stippled Opal Lens Shower w/ Reflector Trim	V61CW, V61CRW V6TCW, V6TCRW IC22, IC22R, IC23	-	White	
 6" Shower	V3020 PW	6" Round Stippled Opal Lens Shower Trim	V6TCW V6TCRW	-	White	
 6" Baffle	24 WWH	6" Round Baffle Tapered Trim	IC22, IC22 R IC22LED, TC22LED	White	White	
 4" Baffle	V4034 WWH	4" Baffle Trim	V41CW, V41TCW V4TCRW, IC1 TC1, TC1R	White	White	
 4" Baffle	V4034 BWH			White	Black	

Product Family	Catalog Number	Descriptions	Replaces Up To	Lumens	Input Watts	CCT (LED ONLY)
LED MODULES						
 4" Retrofit	4BEMW LED 40K 90CRI M6	4" Baffle LED Module	65W Incandescent	720	9.8	400K
 5/6" Retrofit	65BEMW LED 30K 90CRI M6	5"/6" Baffle LED Module	65W Incandescent	835	11.9	3000K
	65BEMW LED 40K 90CRI M6			845	11.9	4000K
 6" Retrofit	6BPMW HL LED 30K 90CRI M6	6" Baffle LED module, Matte White	75W Incandescent	950	16.4	4000K
 4" Wafer-Thin Retrofit	WF4 LED 30K MW M6	4" Wafer-Thin LED, Housing-Free, Recessed Downlight	50W Incandescent	680	9.6	3000K
	WF4 LED 40K MW M6			770	10	4000K
 6" Wafer-Thin Retrofit	WF6 LED 30K MW M6	6" Wafer-Thin LED, Housing-Free, Recessed Downlight	100W Incandescent	1,020	13	3000K
	WF6 LED 40K MW M6			1,200	13.6	4000K
 LED Speaker Light	6SL RD 07LM 30K 90CRI MW M6	LED Speaker Downlight	60W Incandescent	720	12	3000K
	6SL RD 07LM 40K 90CRI MW M6			730	13	4000K

Product Family	Catalog Number	Descriptions	Input Watts	Voltage	Battery Included?	
LIFE SAFETY						
 <p>LED Exits</p>	EXR LED M6	LED Exit, Red, AC Only	0.8	120/277	NO	
	EXR LED EL M6	LED Exit, Red, Battery Back-up	0.8	120/277	YES	
 <p>LED Edge-lit Exits</p>	EDG 1 R EL M6	Surface Mount LED Exit	3.1	120/277	YES	
	EDG 2 RMR EL M6	Surface Mount LED Exit	3.1	120/277	YES	
	EDGR 2 RMR EL M4	Recessed Mount LED Exit	4.5	120/277	YES	
 <p>LED Emergency Light</p>	EU2L M12	Emergency Lighting, White Housing	0.33	120/277	YES	
 <p>LED Emergency Combo Light</p>	ECC R M6	LED Combo, Red Letters, Battery Back-up	1.7	120/277	YES	
	ECC R REM M6	LED Exit/Unit Combo Red w/2W of remote capacity	1.7	12/-277	YES	
 <p>LED Combo</p>	LHQM LED R M6	LED Combo, Red, Battery Back-up	1.5	120/277	YES	
 <p>LED Combo</p>	ECR LED M6	LED Combo, Red Letters, Battery Back-up	3.8	120/277	YES	
 <p>Emergency w/ Lamp Heads</p>	WLTU LED	Emergency Light w/ LED Lamp Heads	2.7	120/277	YES	
 <p>LED Emergency Light</p>	WLTU GY MR	Wet Location Emergency Light	6.2	120/277	YES	
 <p>LED Emergency Remote Heads</p>	ERE GY SGL WP M12	Single, Weather-Proof Remote Head, Gray,	1	120-277	NO	
	ERE SGL M24	Single, Indoor Remote Head, White	0.75	120-277	NO	
	ERE T M24	Twin, Indoor Remote head, White	1.75	120-277	NO	
 <p>Flourescent Battery Packs</p>	EI500 M12	500 Lumen Fluorescent, Battery Pack	2.3	120/277	N/A	
 <p>LED Constant Power Driver</p>	PS1055CP M9	Class 2 Emergency Driver <i>(Compatible with most LED Most Strips, Linear, Commercial Lay-ins, and Downlighting)</i>	9.6	120/277	N/A	
 <p>Flourescent Battery Packs</p>	PSQ500QD MVOLT M12	500 Lumen Fluorescent, Battery Pack w/ Quick Disconnect	2.5	120/277	N/A	
 <p>Flourescent Battery Packs</p>	PS600QD MVOLT M12	600 Lumen Fluorescent Battery Pack w/ Quick Disconnect	3	120/277	N/A	
 <p>Flourescent Battery Packs</p>	PS1400QD MVOLT M8	1400 Lumen Fluorescent Battery Pack w/ Quick Disconnect	3.3	120/277	N/A	

Product Family	Catalog Number	Descriptions	Detection Type	Coverage	Voltage		
OCCUPANCY SENSORS, POWER PACKS & WALL SWITCHES							
 Power Pack	PP20	Power Pack	-	-	120/277		
	MP20	Mini Power Pack			120/277		
 Low Voltage Occupancy Sensor	CM PDT 9	Ceiling Mount Sensors Passive Dual Technology (PDT)	POWER PACK REQUIRED	Small Motion 360°	12-24		
	CM PDT 10		POWR PACK REQUIRED	Small Motion 360°	12-24		
 Line Voltage Occupancy Sensor	CMR PDT 9		LINE VOLTAGE - NO PP NEEDED	Large Motion 360°	120-347		
	CMR PDT 10		LINE VOLTAGE - NO P.P. NEEDED	Large Motion 360°	120-347		

Product Family	Catalog Number	Descriptions	Detection Type	Pole	Color		
WALL SWITCH OCCUPANCY SENSOR							
 Wall Switch Occupancy Sensor	WSX PDT SA WH	Wall Switch, Manual On	Passive Dual Technology (PDT)	1-POLE	WHITE		
	WSX PDT D SA WH	Wall Switch, w/ (D) Dimming	Passive Dual Technology (PDT)	1-POLE	WHITE		

Product Family	Catalog Number	Descriptions	Replaces Up To	Lamps / Lumens	Input Watts	CCT (LED ONLY)	
OUTDOOR							
 OLF LED Floodlight	OLF 2RH 40K 120 MO BZ M6	2-Head LED Security Floodlight w/ Motion Sensor and Photocell	(2) PAR38 60W Halogen	2160	25.4	4000K	
	OLF 2RH 40K 120 MO WH M6		(2) PAR38 60W Halogen	2160	25.4	4000K	
 OVFL LED Floodlight	OVFL LED 1RH P1 40K 120 DDB HP17 M6	Single Head LED Security Floodlight w/ Photocell	(1) PAR38 60W Halogen	948	13	4000K	
 OVFL LED Floodlight	OVFL LED 2RH 40K 120 PE DDB HP17 M4	2-Head LED Security Floodlight w/ Photocell	(2) PAR38 60W Halogen	1,770	20	4000K	
	OVFL LED 2RH 40K 120 PE WH HP17 M4		(2) PAR38 60W Halogen	1,770	20	4000K	
 OVWP LED Wall Sconce	OVWP LED 40K 120 PE DDB HP17 M4	LED Mini Wall Sconce	70W MH	1,242	14.1	4000K	
 OVWP LED Wall Sconce	OVWP LED 40K 120 PE WH HP17 M4		70W MH	1242	14.1	4000K	
 OFM LED Canopy	OFM LED P1 50K MVOLT DDB HP17 M4	LED Canopy	150W MH	4,200	47	5000K	
 OLMF LED Flood Light	OLMF P1 40K 120 DDB HP17 M4	LED Security Flood Light	300W Halogen	2,500	28	4000K	
 DSXF1 LED Floodlight	DSXF1 LED P1 50K M4	Size 1, LED Floodlight	70W MH	3,058	21	5000K	
	DSXF1 LED P2 50K M4		150W MH	5,579	42	5000K	
 Small, LED Flood	OFL1 LED P1 50K MVOLT THK DDBXD M4	Size 1, LED Floodlight	70W MH	2,140	23	5000K	
	OFL1 LED P2 50K MVOLT THK DDBXD M4		150W MH	3,980	49	5000K	
 Large, LED Flood	OFL2 LED P2 50K MVOLT IS DDBXD M2	Size 2, LED Floodlight	250W MH	10,260	121	5000K	
	OFL2 LED P2 50K MVOLT YK DDBXD M2		250W MH	10260	121	5000K	
 Large, LED Flood	OFL2 LED P3 50K MVOLT IS DDBXD M2	Size 2, LED Floodlight	400W MH	14,510	183	5000K	
	OFL2 LED P3 50K MVOLT YK DDBXD M2		400W MH	14,510	183	5000K	

Product Family	Catalog Number	Descriptions	Replaces Up To	Lamps / Lumens	Input Watts	CCT (LED ONLY)	
OUTDOOR							
 Low Profile LED Wallpack	OLWX1 LED 40W 50K M4	Low Profile LED Wall Pack	250W MH	4,080	37	5000K	
 LED Wallpack	TWS LED P1 50K 120 PE BZ M4	LED Wall Pack	42W CFL, 70W HPS	1,480	25	5000K	
 LED Wallpack, Glass	TWR1 LED P2 50K MVOLT DDBTXD M2	LED Wall Pack, Glass Lens	250W MH	3,450	28	5000K	
	TWR1 LED P3 50K MVOLT DDBTXD M2		320W MH	4,190	40	5000K	
	TWR1 LED P4 50K MVOLT DDBTXD M2		350W MH	5,390	49	5000K	
 Medium Wallpack	TWR2 LED 1 50K MVOLT DDB M2	LED Wall Pack, Glass Lens	400W MH	7,900	68	5000K	
	TWR2 400M TB SCWA LPI	Medium Non-Cutoff Wall Pack	400W MH	5,695	49	5000K	
 LED "LIL" Wallpack	LIL LED 40K MVOLT DDBTXD	"LIL" Over the Door, Wall Pack	100W MH / 32W Compact Fluorescent	800	8	4000K	
	LIL LED 40K MVOLT PE DDBTXD	"LIL" Over the Door, Wall Pack w/ Photocell	100W MH / 32W Compact Fluorescent	800	8	4000K	
	LIL LED BB DDBTXD	Back Box, Conduit	N/A	N/A	N/A	N/A	
	LIL LED 40K MVOLT EL DDBTXD M6	"LIL" Over the Door, Wall Pack w/ Battery Pack		800	8		
 LED Security Light	TDD LED 1 40K 120 PE M4	Area Light	100W Metal Halide	3,096	31	4000K	
	TDD2 LED P1 50K 120 PER DNA M4	Area Light	175W Mercury Vapor	4,700	41	5000K	
 LED Small Flood Light	QTE LED P1 50K 120 THK DDB M6	Small Floodlight	150W Halogen	2526	23.9	5000K	
	QTE LED P2 50K 120 THK DDB M6	Medium Floodlight	300W Halogen	4119	40.3	5000K	
	QTE LED P2 50K 120 YK DDB M6	Medium Floodlight	300W Halogen	4119	40.3	5000K	
	QTE LED P3 50K 120 THK DDB M6	Large Floodlight	250W - 500W Halogen	6906	65.8	5000K	
	QTE LED P3 50K 120 YK DDB M6	Large Floodlight	250W - 500W Halogen	6906	65.8	5000K	